Manuals.plus / › Nothing / › Nothing Phone (4a) Pro User Manual

Nothing Phone 4a Pro

Sign in to save this manual Sign in to bookmark this manual and keep private notes.

Nothing Phone (4a) Pro User Manual

Model: Phone 4a Pro

Manuals+

Setup Operating Maintenance Troubleshooting Specifications Warranty & Support

Introduction

This manual provides essential information for setting up, operating, maintaining, and troubleshooting your Nothing Phone (4a) Pro. Please read this guide thoroughly to ensure optimal performance and longevity of your device.

Image: The Nothing Phone (4a) Pro in black, showcasing its sleek design and Glyph Matrix on the rear.

1. Setup

1.1 Unboxing and Package Contents

Carefully unbox your Nothing Phone (4a) Pro. Verify that all items are present:

- Nothing Phone (4a) Pro device

- Nothing Cable (USB-C to USB-C) 100 cm
- Phone (4a) Pro case
- Phone (4a) Pro screen protector (pre-applied)
- SIM Tray Ejector
- Quick Start Guide
- Safety information and warranty card

1.2 SIM Card Installation

1. Locate the SIM card tray on the side of your phone.
2. Insert the SIM tray ejector tool into the small hole next to the tray and press firmly until the tray pops out.
3. Place your Nano-SIM card(s) into the tray with the gold contacts facing down. The Phone (4a) Pro supports Dual SIM functionality.
4. Carefully reinsert the SIM tray into the phone until it clicks into place.

Image: Side view of the Nothing Phone (4a) Pro, indicating the location of the SIM card tray.

1.3 Initial Power On and Setup

1. Press and hold the Power button until the Nothing logo appears.
2. Follow the on-screen instructions to select your language, connect to Wi-Fi, and set up your Google account.
3. Configure security features such as fingerprint recognition and screen lock.

2. Operating Your Device

2.1 Basic Navigation (Android 16 & Nothing OS 4.1)

Your Phone (4a) Pro runs on Android 16 with Nothing OS 4.1, offering a clean and intuitive user experience. Navigate using gestures or on-screen buttons as configured during setup.



Image: A visual representation of the Nothing OS 4.1 interface on the Phone (4a) Pro, highlighting its clean design and widget integration.

2.2 Glyph Matrix

The Glyph Matrix on the rear of your phone provides unique visual notifications and functions. It features 137 individually controllable mini-LEDs.

- **Notifications:** Customize light patterns for incoming calls, messages, and app alerts.
- **Timers:** Use the Glyph Matrix as a visual countdown timer.
- **Battery Status:** A quick glance shows your charging progress.
- **Flip to Glyph:** Place the phone face down to activate the Glyph Matrix for silent, visual alerts.

Image: A detailed view of the Glyph Matrix on the Nothing Phone (4a) Pro, showcasing its illuminated LED patterns.

2.3 Camera Usage

The Phone (4a) Pro features a triple-lens camera system for versatile photography:

- **Main Camera:** 50MP Sony LYT-700 sensor with OIS/EIS for high-resolution photos.
- **Ultra-wide Camera:** 50MP Samsung JN1 with a 114° FOV for expansive shots.
- **Telephoto Lens:** 32MP Portrait Lens with 2x optical zoom, supporting up to 140x ultra zoom.
- **AI Photo Edits:** Utilize advanced AI tools for enhanced image processing and editing directly on your device.

Image: Diagram illustrating the Pro 3-Camera System of the Nothing Phone (4a) Pro, detailing the main, ultra-wide, and periscope telephoto lenses.

Advertisements

Image: Screenshot of the Nothing Phone (4a) Pro's AI photo editing interface, showing various adjustment options.

2.4 Display Features

The 6.83-inch 1.5K AMOLED display offers a superior viewing experience:

- **144Hz Adaptive Refresh Rate:** Ensures smooth scrolling and fluid visuals.
- **5000 nits Peak Brightness:** Provides excellent visibility even in direct sunlight.
- **Gorilla Glass 7i:** Offers enhanced durability against scratches and drops.

Advertisements

Image: Graphic highlighting the 6.83" Ultra-smooth Display features, including 5,000-nit peak brightness, 144 Hz adaptive refresh rate, 10-bit color, and 1.07 billion vivid tones.

2.5 Battery Management

Your Phone (4a) Pro is equipped with a 5080mAh battery for extended usage.

- **Fast Charging:** Supports 50W fast charging, reaching 60% in approximately 30 minutes.
- **Battery Optimization:** Nothing OS 4.1 includes features to optimize battery life. Access these settings in *Settings* > *Battery*.

Advertisements

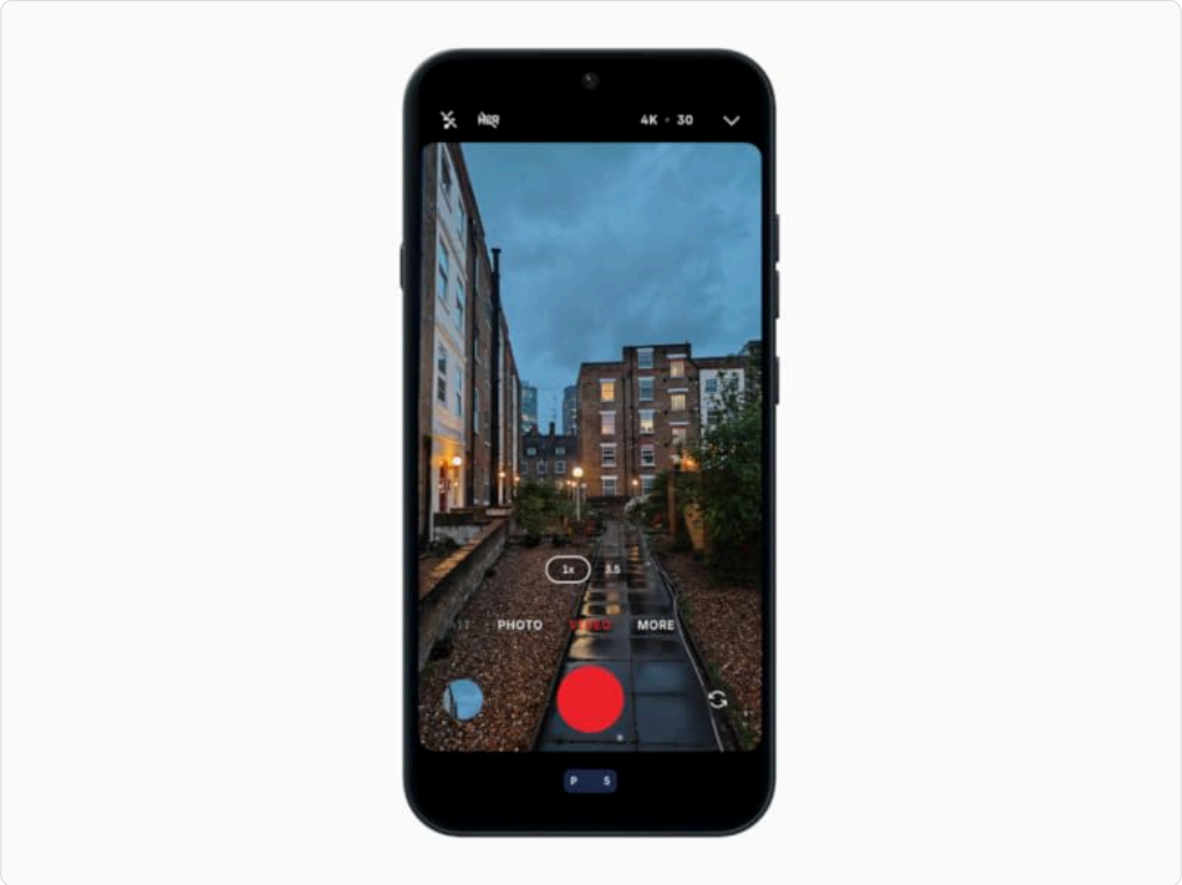

Image: Internal view of the Nothing Phone (4a) Pro, showing the 5080 mAh battery and internal components.

2.6 Connectivity

The device supports advanced connectivity options:

- **5G:** For high-speed mobile data.
- **Wi-Fi:** Connect to wireless networks for internet access.
- **Bluetooth:** Pair with accessories like headphones and smartwatches.

Advertisements

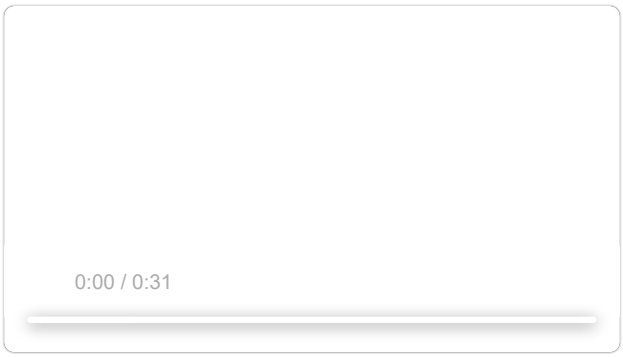

Video: An official video showcasing the Nothing Phone (4a) Pro's design and features, including its Glyph Matrix and overall aesthetic. This video highlights the phone's unique visual elements and user interaction.

3. Maintenance

3.1 Cleaning Your Device

To keep your Phone (4a) Pro in optimal condition:

- Use a soft, lint-free cloth to wipe the screen and body.
- Avoid harsh chemicals or abrasive materials.
- The device is IP65 rated for dust and water resistance, but avoid intentional submersion.

Advertisements

3.2 Software Updates

Regularly check for and install software updates to ensure your device has the latest features, security patches, and performance improvements. Go to *Settings* > *System* > *System update*.

3.3 Storage Management

Monitor your device's storage (128GB/256GB/512GB UFS 3.1) and manage files to maintain performance. You can offload photos and videos to cloud storage or a computer.

4. Troubleshooting

4.1 Common Issues and Solutions

Issue	Solution
Device not powering on	Ensure the battery is charged. Press and hold the Power button for 10-15 seconds to force a restart.
Poor Wi-Fi/Cellular connection	Toggle Wi-Fi/Airplane mode off and on. Restart the phone. Check your router or contact your service provider.
Apps crashing or freezing	Clear the app's cache (*Settings* > *Apps* > *[App Name]* > *Storage & cache* > *Clear cache*). Update the app or reinstall it.
Fingerprint sensor not working	Ensure your finger is clean and dry. Re-register your fingerprints in *Settings* > *Security & privacy* > *Device unlock*.

4.2 Factory Reset

If you encounter persistent issues, a factory reset may be necessary. This will erase all data on your phone. Back up important data before proceeding.

Advertisements

1. Go to *Settings* > *System* > *Reset options*.
2. Select *Erase all data (factory reset)*.
3. Confirm your decision and enter your PIN/password if prompted.

5. Specifications

Feature	Detail
Model Name	Nothing Phone 4a Pro
Operating System	Android 16 (Nothing OS 4.1)
Processor	Qualcomm Snapdragon 7 Gen 4 (2.8 GHz CPU Speed)
RAM	12 GB LPDDR5X (available variants: 8GB/12GB)
Storage	256 GB UFS 3.1 (available variants: 128GB/256GB/512GB)
Display	6.83-inch 1.5K AMOLED, 144Hz Adaptive Refresh Rate, 5000 nits Peak Brightness, Gorilla Glass 7i
Resolution	1260 x 2800 Pixels (450 PPI)
Rear Camera	Triple-Lens: 50MP Main (OIS/EIS), 50MP Ultra-wide (114° FOV), 32MP Telephoto (2x Optical Zoom, 140x Digital Zoom)
Front Camera	32MP Sony IMX615
Battery	5080mAh Lithium-Ion, 50W Fast Charging (64 minutes full charge), 45 Hours Average Life
Connectivity	5G Cellular, Wi-Fi, Bluetooth, USB Type C
SIM Card	Dual Nano SIM
Water Resistance	IP65 Rated
Dimensions	6.44 x 3.02 x 0.31 inches
Weight	0.46 Pounds
Biometric Security	Fingerprint Recognition

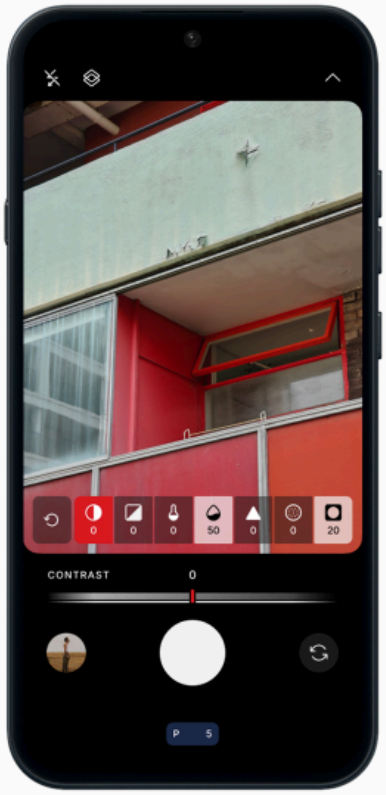

Image: Close-up of the Snapdragon 7 Gen 4 processor, highlighting the core technology powering the device.

6. Warranty & Support

6.1 Warranty Information

Your Nothing Phone (4a) Pro comes with a 1-year limited warranty from the date of purchase. This warranty covers manufacturing defects. Please refer to the included warranty card for full terms and conditions.

Advertisements

6.2 Customer Support

For technical assistance, troubleshooting, or warranty claims, please visit the official Nothing support website or contact their customer service. Keep your proof of purchase handy.
Online Support: nothing.tech/support

© 2026 Nothing. All rights reserved. Information in this manual is subject to change without notice.

Advertisements

Advertisements

Ask a question about this manual

Ask about setup, troubleshooting, compatibility, parts, safety, or missing instructions. Manuals+ will review the question and use this page's manual context to help answer it.

Name

Anonymous

Email

you@example.com

Question

Example: How do I reset this device or fix this error?

Details

Model number, symptoms, what you tried, or the section of the manual you are using.

Submit question

Answered questions about this manual

How do I set up my home page with my most used apps on the Nothing Phone 4a Pro?

To set up and organize your home page with your most used apps on the Nothing Phone 4a Pro (running Nothing OS 4.1), follow these steps:Add Apps to Home Screen: Swipe up from the...

Read full answer

Which is the best phone in the Nothing Pro series?

Based on the available documentation, the Nothing Phone (4a) Pro is the featured high-performance model in this series for 2026. While "best" can be subjective based on your needs, the Phone (4a) Pro offers...

Read full answer

NOTHING PHONE 4A PRO

Keep exploring manuals, guides, and support docs.

Search model numbers, browse help resources, and jump straight into the next PDF manual or troubleshooting page without losing your place.

Nothing Phone 4a Pro ma

Search Manuals+

EXPLORE

Deep Search

Upload

Login

MANUALS+

Home

About Us

Privacy Policy

Login

GUIDES

Amazon Manuals

AliExpress Manuals

Video Guides

Login

FOLLOW

@manualsplus

YouTube

LinkedIn

Facebook

Login