PHILIPS

MG3911
MG3917
MG3927
MG3931
MG3941





© 2024 Koninklijke Philips N.V.
All rights reserved
3000.127.8454.1 (09/09/2024)



English

Important safety information

Only use the product for its intended household purpose. Read this important information carefully (Fig. 1) before you use the product and its batteries and accessories, and save it for future reference. Misuse can lead to hazards or serious injuries. The accessoires supplied may vary for different products.

Warning

- To charge the product, only use a certified safety extra low voltage (SELV) supply unit with output rating 5 V, ≥ 1 A. A suitable supply unit (e.g. Philips HQ87) is available via www.philips.com/support. If you need support finding the correct USB supply unit, contact the Consumer Care Center in your country (see the international warranty leaflet for contact details). Using a non-certified supply unit may cause hazards or serious injuries.
- Keep the product, the USB cable and the USB supply unit dry (Fig. 2).
- Combs and cutting units can be rinsed under the tap if detached from the appliance.
- This appliance can be used by children aged from 8 years and above and persons with reduced physical, sensory or mental capabilities or lack of experience and knowledge if they have been given supervision or instruction concerning use of the appliance in a safe way and understand the hazards involved. Children shall not play with the appliance. Cleaning and user maintenance shall not be made by children without supervision.
- Do not modify the supply unit.
- Do not use the supply unit in or near wall sockets that contain an electric air freshener to prevent irreparable damage to the supply unit.
- Do not use a damaged appliance. Replace damaged parts with new Philips parts.
- Because of hygiene, only one person should use the appliance.
- Never use compressed air, scouring pads, abrasive cleaning agents or aggressive liquids to clean the appliance.
- Only use original Philips accessories or consumables.
- Charge, use and store the product at a temperature between 10 °C and 35 °C.
- Keep product and batteries away from fire and do not expose them to direct sunlight or high temperatures.
- If the product becomes abnormally hot or smelly, changes color or if charging takes longer than usual, stop using and charging the product and contact Philips.
- Do not place products and their batteries in microwave ovens or on induction cookers.
- Do not open, modify, pierce, damage or dismantle the product or battery to prevent batteries from heating up or releasing toxic or hazardous substances. Do not short-circuit, overcharge or reverse charge batteries.
- If batteries are damaged or leaking, avoid contact with the skin or eyes. If this occurs, immediately rinse well with water and seek medical care.

Electromagnetic fields (EMF)

This Philips appliance complies with all applicable standards and regulations regarding exposure to electromagnetic fields.

Support

For all product support, power consumption details and the EU Declaration of Conformity, please visit **www.philips.com/support**.

Recycling

- This symbol means that electrical products and batteries shall not be disposed of with normal household waste (Fig. 3).
- Follow your country's rules for the separate collection of electrical products and batteries.
- The product is in conformance with the restriction of hazardous substances requirement as per the India E-Waste Rule 2022.

Removal of built-in rechargeable battery

The built-in rechargeable battery must only be removed by a qualified professional when the appliance is discarded. Before removing the battery, make sure that the appliance is disconnected from the wall socket and that the battery is completely empty.

Take any necessary safety precautions when you handle tools to open the appliance and when you dispose of the rechargeable battery.

When you handle batteries, make sure that your hands, the product and the batteries are dry.

To avoid accidental short-circuiting of batteries after removal, do not let battery terminals come into contact with metal objects (e.g. coins, hairpins, rings). Do not wrap batteries in aluminum foil. Tape battery terminals or put batteries in a plastic bag before you discard them.

1 Check if there are screws in the housing of the appliance. If so, remove them.
2 Remove any additional screws, panels or parts of the appliance until you see the printed circuit board with the rechargeable battery.
3 Remove the rechargeable battery.

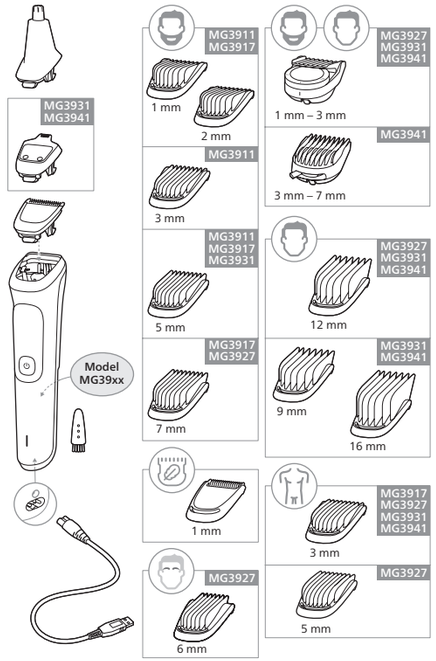

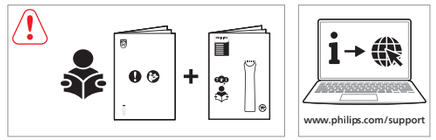



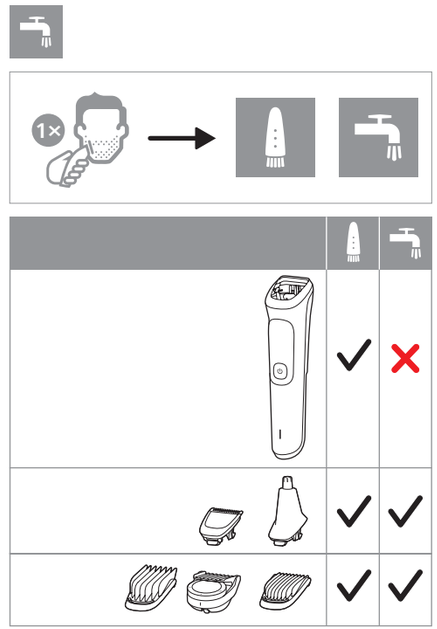

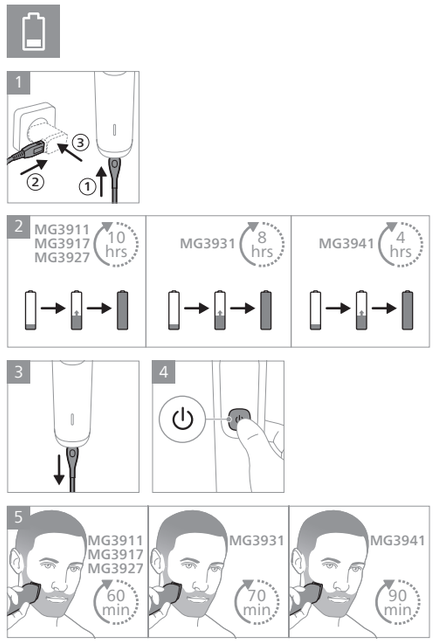
1
2
MG3911
MG3917
MG3927
10 hrs
MG3931
8 hrs
MG3941
4 hrs
3
4
5
MG3911
MG3917
MG3927
60 min
MG3931
70 min
MG3941
90 min

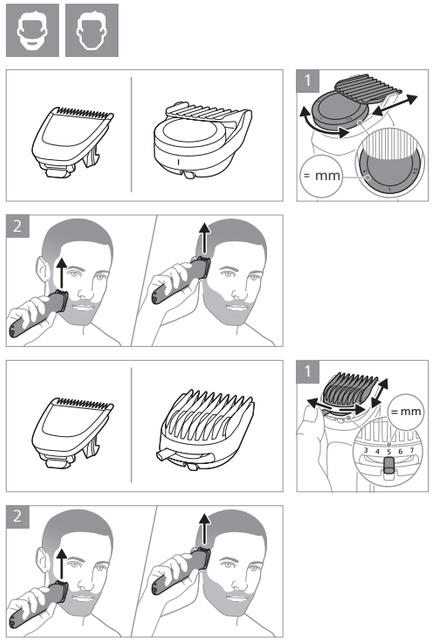
1
= mm
2
1
= mm
2

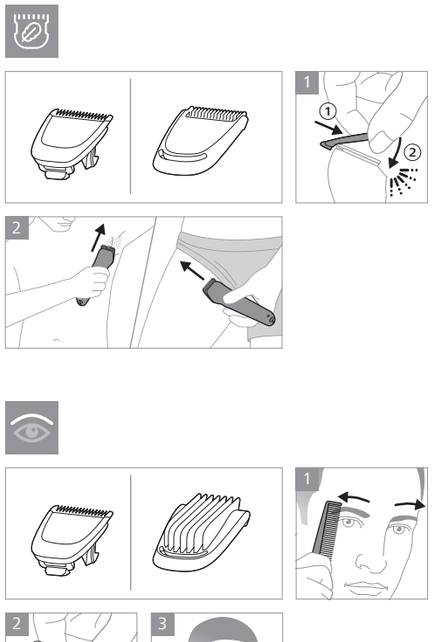
1
2
1
2
3

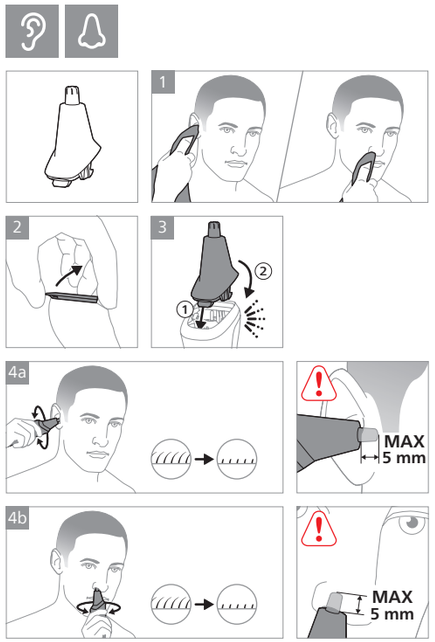
1
2
3
4a
MAX
5 mm
4b
MAX
5 mm

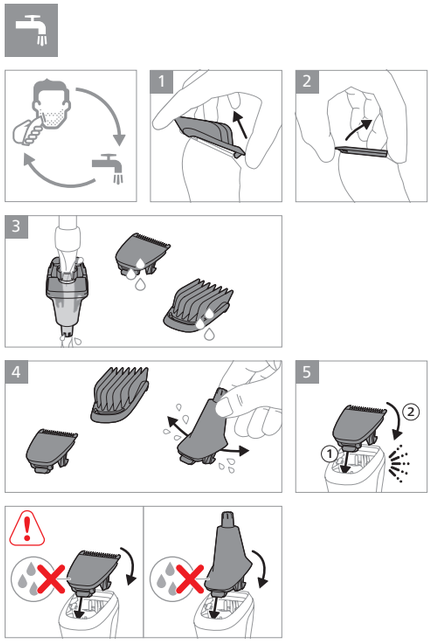
1
2
3
4
5
6


1
≈0.5 mm
1
2
3


1
2


1
2
3
4


1x
1M
1
2
3
4
30 min
5
6
7