ENIGMA
ORION

boAt

USER MANUAL

Thank you for choosing the boAt Enigma Orion as your fitness transformation companion.
Allow this manual to guide you through the functioning of your smartwatch. Please read it thoroughly before using it for a smooth sail. You may refer to these instructions for later use as well.

PACKAGE CONTAINS

- boAt Enigma Orion x1
- USB Magnetic Charging Cable x1
- User Manual x1
- Warranty Card x1

CHARGING THE WATCH

The smartwatch must be charged before initial use. It takes up to 2 hours to be fully charged.

Connect and charge the watch with the image below as a reference, using a 5V/2A adapter.

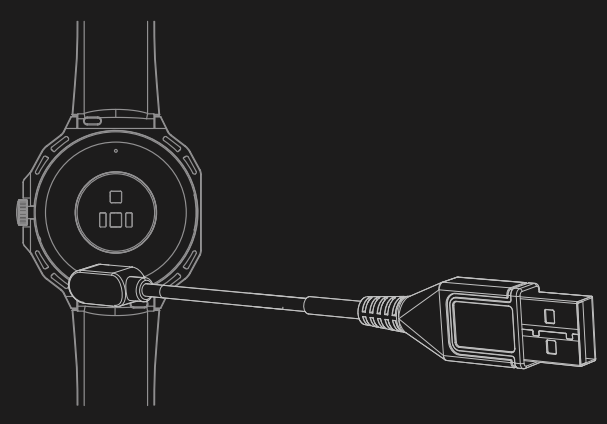

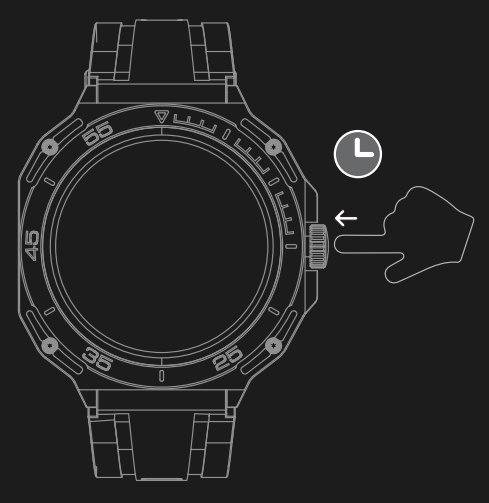

TURNING THE WATCH ON/OFF

To restart or turn the watch on/off, long-press the side button for 3-5 seconds.

You can wake up the screen by lifting your wrist.

CONNECTING TO THE APP

1. 1. Download the boAt Crest app on your phone.
Available on both App Store (iOS 14.0 and above) and Google Play Store (Android 7.0 and above)

OR

Scan [QR CODE] (Also available on the watch)

download

2. Connect the device with the boAt Crest app; ensure that the phone's Bluetooth, as well as the GPS functionalities, are turned on
3. Select Enigma Orion on the app's home screen and click pair to connect.
4. Once connected, you will get an alert to connect with ORION_XXXX, click pair if need to receive or make calls from the watch
5. To use all features of your Enigma Orion seamlessly, tap on 'yes' to the 'connection' and 'grant access' system prompt.
6. Disable battery optimization

GET IT ON Google Play
Download on the App Store

Note: To ensure connectivity throughout your journey, make sure the app is allowed to run in the background of your phone at all times.

SYNCING YOUR SMARTWATCH TO THE APP

Data Synchronization
- Open the app on your phone.
- Make sure your Enigma Orion is connected to the app.
- Synchronization will start automatically once you enter the app interface.

Note: Synchronize data at least once every day to avoid data loss in the watch.

NAVIGATING THROUGH THE FUNCTIONS

Short Press the Side Button for the Main Menu

Sports

Choose from multiple sports modes like Run, Treadmill, Walk, Running, Cycling, Climbing, Basketball, Badminton, Football, Yoga, and free movement. You can also add or replace the activities according to your preference.
Tap on any sport mode to start the activity, and the watch will start recording the duration of the activity. Short press the side button to pause or stop the activity. The activity will not be recorded if it is less than 3 mins.

Run
Walk
Climbing

Sports Records

Sync your smartwatch to the app to get a detailed record of your activities.

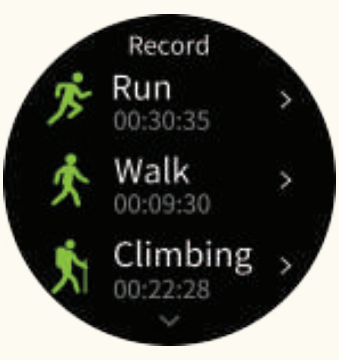

Dial

Contact Person

Add up to 10 contacts from boAt Crest app. You can select any contact to directly dial from the watch.

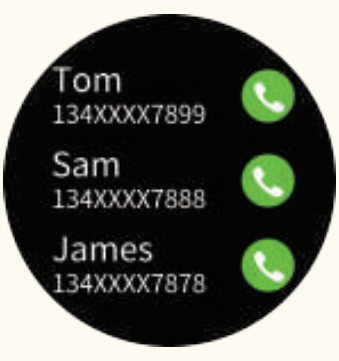

Call History

You can find recently received, missed, and outgoing call logs in the call records of the watch.

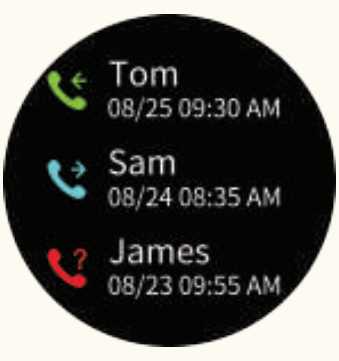

Dial Pad

Use a dialer to dial any number from the watch.



Heart Rate Monitor

Wear the watch on your wrist then click on the icon to measure the heart rate. You can also view the data on the app.

Note: Measurements are for reference only and not for medical purposes.

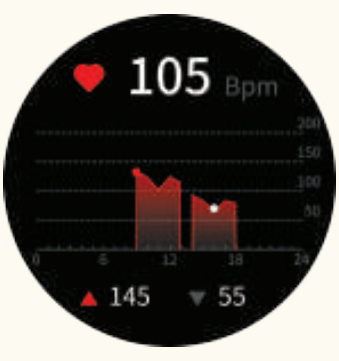

Activity

Click on this to check your daily activity data like step count, calories, and distance covered.

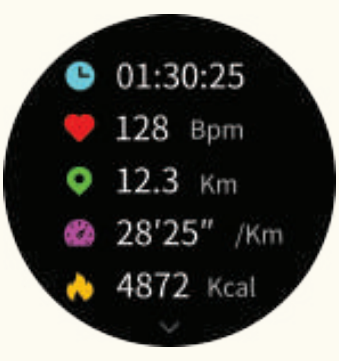

Sleep Monitor

Tap on the icon to review the sleep data of the previous night. Once the asleep criteria are met, your smartwatch will start recording from 8 pm at night to 10 am in the morning the next day.

Once you lie down and watch detects no movement for 30 minutes, it will start recording, and will stop recording if it detects excessive movement.

You can check the data on the app only after the awake criteria is met.

Swipe up to view weekly data. You can also track sleep scores on the boAt Crest app.

Note:
*For accurate sleep data recording, the asleep criteria have to be met which includes limited movement, wrist positions and angles, and more.
*The awake criteria will be met only after it records some noticeable movement

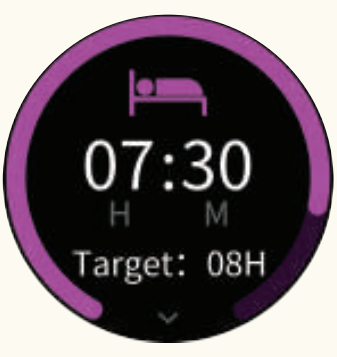

Stress

Click this option to start the stress monitoring. Make sure you wear your watch on your wrist properly to get the accurate results.

Analysis of the measurement is

Relax: 1-29
Normal: 30-59
Medium: 60-79
High: 80-100

Note: Measurements are for reference only and not for medical purposes.

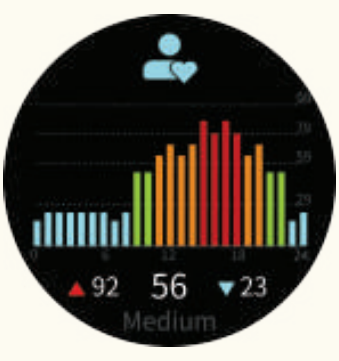

SpO2 monitoring

Wear the watch on your wrist, then click on the icon to start measurements. You can also view the data on the app.

Note: Measurements are for reference only and not for medical purposes.

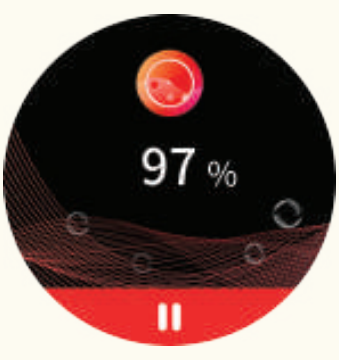

Alarm

Tap on this to set an alarm on your watch.

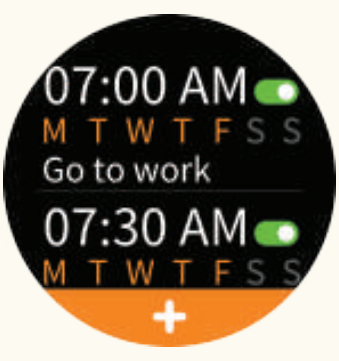

Notifications

You can check all the notifications from here.

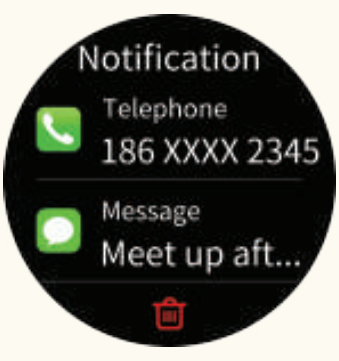

Camera Control Mode

Tap on the remote camera icon on your smartwatch to click a photo from your phone.

*Note: Turn the camera on from your phone to use this feature.



Music Control

Tap on the remote music control icon on your watch to play music from your phone.

*Note: Some apps with different protocols might not work.



Weather

Connect with the boAt crest app to get daily weather updates on the watch.

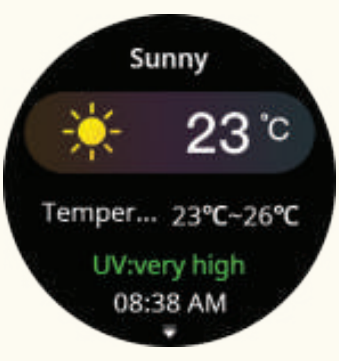

Timer

Tap on this to turn on the timer.



Find My Phone

Tap on this icon to find your phone. Once enabled, your phone will start ringing and vibrating.

Note: Your smartwatch should be connected to your phone via Bluetooth and within its range for this feature to work.



Stopwatch

Click on this to start the stopwatch on your watch.

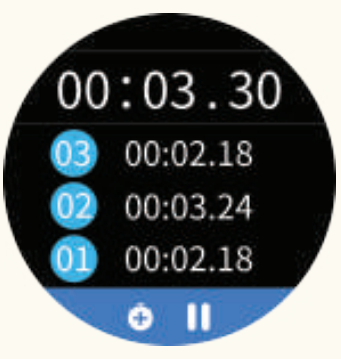

QR Code

Tap on this and scan the barcode from mobile to connect the smartwatch.



Voice assistant

Tap on this and pair the watch with the phone's Bluetooth and give the command from the watch.

Tag to start

World Clock

Click on this to check the time across the globe

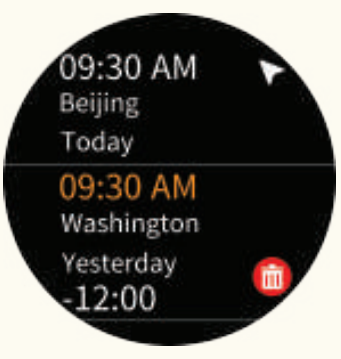

Calculator

Tap on this icon to do all the calculations in your smartwatch.



SETTINGS

Brightness

Tap on this to adjust the brightness.



Language

Tap on this icon to set the language.

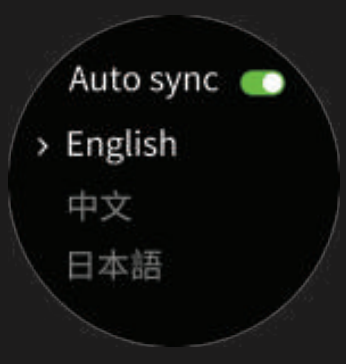

Theme

Tap on this icon to set the theme. There are 4 themes you can choose from.



System Menu

Tap on this to power off, factory reset or to reboot the smartwatch.

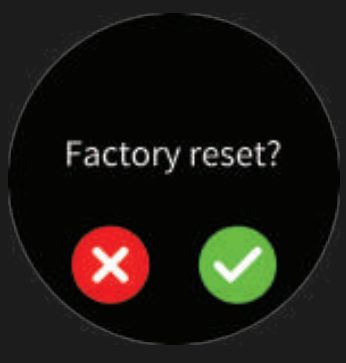

Power saving mode

Tap on this icon to enable power saving mode.

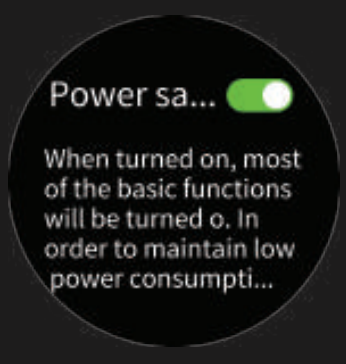

When turned on, most of the basic functions will be turned o. In order to maintain low power consumpti...

Password

You can enable the password option or change the password from here.

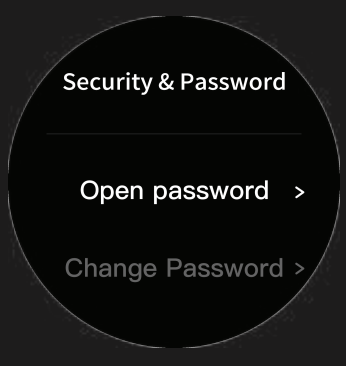

About

Shows the device details.

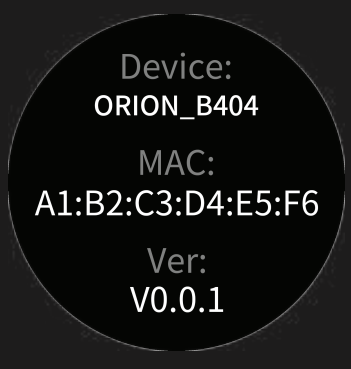
Device:
ORION_B404
MAC:
A1:B2:C3:D4:E5:F6
Ver:
V0.0.1

SWIPE DOWN TO ACCESS THE SHORTCUT

You can access Flashlight, DND, Settings, Calculator, Brightness, Phone, Alarm, and QR code.

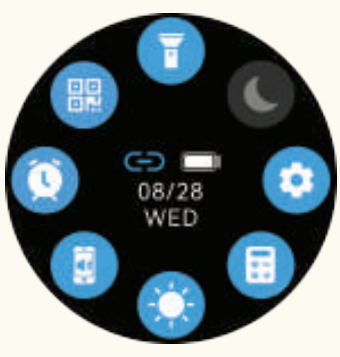

SWIPE LEFT TO ACCESS ALL DATA.

You can access daily activity, Heart Rate, Stress, Sleep, SpO2, Music, weather, and Dial

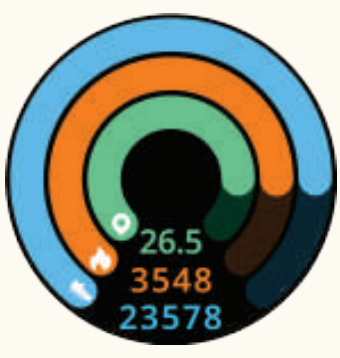

SWIPE RIGHT TO ACCESS WIDGET CONTROL

You can access recently used features from here.



SWIPE UP TO ACCESS NOTIFICATIONS

You can access recently received notification from here

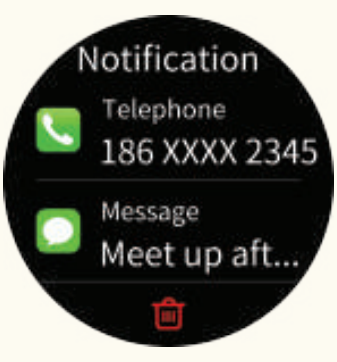

Telephone
186 XXXX 2345
Message
Meet up aft...

SIDE BUTTON FUNCTIONALITY

You can scroll up/down the main menu by rotating the side button. Short press the button to enter the main menu and double press to change themes.

PRODUCT PARAMETERS

MODEL	Enigma Orion
SCREEN TYPE	1.39” HD Display
BATTERY CAPACITY	300mAh
NET WEIGHT	67.1g
BLUETOOTH VERSION	BLE 5.2
WORKING TEMPERATURE	-10°C - 45°C
CHARGING TIME	2 hours
WORKING TIME	4-5 days
WATER RESISTANCE	IP67

MAINTENANCE

Regularly clean your wrist and the strap of the smartwatch, especially after sweating during exercise or being exposed to substances such as soap or detergent, which may get stuck on the other end of the product.

Do not wash the strap with a household cleanser. Please use soap less detergent, rinse thoroughly and wipe with a piece of soft towel or napkin.
For spots or stains that are not easy to remove, scrub the area with rubbing alcohol and then follow the above procedure.

FAQ

Search for the app to connect keeps failing.

1. Keep the boAt Crest app updated to the latest version
2. Close all the programs on the watch → Stop and restart Bluetooth and GPS → Connect again
3. Check and enable the notification functions of your phone and keep the phone and watch in close contact.

Note: Make sure your phone system meets Android 7.0 and above and iOS 14.0 and above.

My Watch Enigma Orion is receiving no alerts, texts, or phone calls.

Make sure smart reminders on the app are on and synced to Enigma Orion
Also make sure your notification center of the phone is displaying messages. Only then will your smartwatch also display those notifications.
Make sure app is running in the background and battery optimization feature on the phone is disabled.

My Bluetooth keeps getting disconnected.

1. Make sure there is not more than 7m distance between Bluetooth on the phone and the watch.
2. There is no obstacle between the watch and the phone.
3. Make sure the app is running in the background.

Which functions of Enigma Orion need Bluetooth to work?

Call & Text Notifications, Find My Phone, music control, camera control, weather forecast, cloud and custom watch faces and Bluetooth calling need Bluetooth connectivity to work.

Will it be okay to take a bath wearing Enigma Orion ?

The IP67 water resistance will only work under the following conditions:
(1) Maximum depth of water: 1.5m (2) Maximum time for exposure to water: 30 minutes
The watch isn’t suitable for hot baths, hot springs, saunas, snorkeling, diving, water skiing and other wading or deep-water activities with high-speed water flow.

SAFETY & PRODUCT INFORMATION

Battery

- Do not disassemble, bore or damage the battery.
- Do not disassemble the built-in batteries of non-replaceable battery devices.
- Do not use sharp objects to remove the battery.

Health Warning

- If you are wearing a pacemaker or other implanted electronic devices, please consult your doctor before using the heart rate monitor of the watch.
- The optical heart rate sensor will glow green. If you suffer from epilepsy or are sensitive to blinking light sources, please consult your physician before wearing this device.
- The device tracks your daily activities through sensors. This data is intended to tell you about your daily activities such as steps, sleep, distance, heart rate and calories, but may not be completely accurate.
- The device accessories, heart rate sensor, oxygen level monitor, and other relevant data is designed for fitness and not for medical purposes. They are not applicable to the diagnosis, monitoring, treatment or prevention of any diseases or symptoms. The heart rate, and blood oxygen are for reference only. We’re not responsible for any deviation in data.
- Avoid wearing the watch too tightly. Make sure you keep your skin dry - the area that comes in contact with the watch. If symptoms such as redness or swelling appear on your skin, immediately stop using the watch and consult the doctor.

Things to Keep in Mind

- Sync data everyday days to avoid data loss.
- Water Resistance will not work for seawater, acidic and alkaline solutions, chemical reagents and other corrosive liquid. The damage or defects caused by misuse or improper use are not covered by the warranty.
- Sports modes support up to 6 hours of exercise at a time.
- Avoid wearing the watch too tight in daily use. Keep the parts of skin touching the watch dry.
- Keep your arm still while measuring data for accurate measurement.

Disclaimer: This product is an electronic monitoring product and is not intended as a medical reference. We reserve the right to modify or improve any of the functions described in this manual without any prior notice. At the same time, we hold the right to continuously update the product content.

CAUTION

RISK OF EXPLOSION IF BATTERY IS REPLACED BY AN INCORRECT SUBSTITUTE.

DISPOSE OF USED BATTERIES ACCORDING TO THE INSTRUCTIONS.

Old electrical appliances must not be disposed of together with the residual waste, but have to be disposed of separately. The disposal at the communal collecting point via private persons is for free. The owner of old appliances is responsible to bring the appliances to these collecting points or to similar collection points. With this little personal effort, you contribute to recycle valuable raw materials and treatment of toxic substances.

ENIGMA ORION
boAt