ROCKERZ 210 ANC
SMART GUIDE

PACKAGE CONTENTS

PRODUCT LABELLING

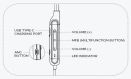

MAGNETIC POWER ON/OFF

Note: To power on the earphones manually, press and hold the MFB for 4 seconds. Press and hold the MFB for 6 seconds to manually power off the earphones.

BLUETOOTH PAIRING

Choose "ROCKERZ 210 ANC" to Connect

MODES OF NOISE CONTROL

Press Once

Note: 1. By default, before using the earphones for the very first time, it is in Normal mode.
2. The earphones will by default revert back to the last mode used.

DUAL PAIRING

Note: If the earphones are connected to a connected device manually, once again to a fresh device pairing.

FUNCTIONS (CALL/MUSIC)

Press Once
Press Twice
Press & Hold (2 Sec)

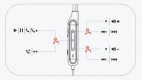

Note: The earphones may start at 100% volume level when first switched on. You can adjust the volume to your preferred level using the volume controls on the earbuds.

FUNCTIONS (SPATIAL AUDIO/BEAST™ MODE/ VOICE ASSISTANT/ RESET)

Press 2 Times
Press 3 Times
Press & Hold (2 Sec)
Press & Hold (5 Sec)

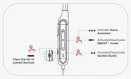

Note: The earphones may start at 100% volume level when first switched on. You can adjust the volume to your preferred level using the volume controls on the earbuds.

HEARABLES APP COMPATIBILITY

Discover the following features of your Rockerz 210 ANC earphones only on the boAt Hearables app:

- boAt Equalizer
- Battery and Connectivity Status
- Toggle Noise Cancellation Modes
- Activate/ Deactivate Spatial Audio
- Activate/ Deactivate Dual Pairing
- Button Customization
- Smart Diagnostics Mode
- Adaptive EQ

RESET ROCKERZ

FORGET DEVICE

PRESS AND HOLD THE ANC SECTION'S VOLUME (-) BUTTON MAX 5 SMOOTHLY FOR 5 SECONDS

PERFORM FRESH CONNECTION

Note: The pairlist will flushes but it cannot to indicates successful reset.

LED STATUS GUIDE

100% - RED LED FLASHES EVERY 20 SECONDS WITH TONE (ROCKERZ)	LOW BATTERY
SOLID RED LED	CHARGING
100% - LED TURNS OFF	FULLY CHARGED

SPECIFICATIONS

Bluetooth Version	v5.3
Active Noise Cancellation	30 dB
Driver Size	10 mm BRAT Technology
BEAST™ Mode	Yes, 50 ms low latency
ASAP™ Charge	Yes, 10 mins Charge = 30 hrs Playback
Operating Range	10 m
Frequency	20 Hz-20 kHz
Sensitivity	90 ± 3 dB
Battery	20 mAh
Talk Time	Up to 40 hours
Music Playtime	Up to 40 hours (without ANC) Up to 28 hours (with ANC) (At 50% volume)
Bluetooth Profiles	A2DP v1.2 AVRCP v1.5 HFP v1.6 HSP v1.2
	SBC AAC aptX SL LL LDAC aptX TW+ LL LC3 AVRCP v1.5/ AVRCP v1.6/ GAVDP v1.3/ HFP v1.7/ HID v1.1/ A2DP v1.4/ DIPO/MAP v1.2/ SPP v1.1
Charging Time	About 60 mins
Charging Interface	USB Type-C
Water Resistance	IPX4

CHARGING GUIDELINES

Charging norms & Precautionary Guidelines :	
1) Charger/Device/Adaptor 2) Cable/Wire	1) USA Standard Cable (28 strands (40 fibres diameter/ strand))
Any other accessory can be used to charge the product as long as the above mentioned specifications are followed.	

Note: 1) Before using the earphones for the first time, it is recommended to fully charge them.
2) Please note that the earphones cannot be used / switched on while charging.

LEARN MORE ABOUT YOUR PRODUCT

Scan this QR Code to Access Your Product's Manual, FAQs, and Warranty Information