ROCKERZ PLUS 550 ANC

SMART GUIDE


PACKAGE CONTENTS



PRODUCT LABELLING



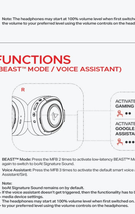
POWER ON/OFF



Press & Hold (2 Sec)

Press & Hold (4 Sec)

BLUETOOTH PAIRING



Choose "Rockerz Plus 550 ANC" to Connect

MODES OF NOISE CONTROL



Press 1 Time

Short press the ANC button to activate ANC mode. Short press the ANC button again to switch between ANC modes. To switch to Normal (ANC OFF) mode

Note:
1. By default, the Normal (ANC OFF) mode is active.
2. The operational cycle is Ambient Mode ➔ ANC Mode ➔ Normal Mode (ANC OFF).
3. The Ambient Mode and ANC Mode will be available in the respective noise cancellation mode when they are powered on next time.
4. When you activate ANC or Ambient modes, the headphones will consume more power which will reduce the playtime.


FUNCTIONS (CALL/MUSIC/VOLUME)



Short Press
Press & Hold
Press & Hold (1s)
Press in Steps

Note: The headphones may start at 100% volume level when first switched on. You can adjust the volume to your preferred level using the volume controls on the headphones.

FUNCTIONS (BEAST™ MODE / VOICE ASSISTANT)



Press 2 Times

Press 3 Times

ACTIVATE/DEACTIVATE GAMING BEAST™ MODE

ACTIVATE GOOGLE VOICE ASSISTANT/SIRI

BEAST™ Mode: Press the MFB 2 times to activate low-latency BEAST™ Mode. Press the MFB 2 times again to switch it to both Signature Sound.

Voice Assistant: Press the MFB 3 times to activate the default smart voice assistant (Google Voice Assistant/Siri).

Note:
- Signature Sound remains on by default.
- If the voice assistant doesn't get triggered, then functionality has to be first enabled via your media device settings.
- The headphones may start at 100% volume level when first switched on. You can adjust the volume to your preferred level using the volume controls on the headphones.

HEARABLES APP COMPATIBILITY

Discover the following features of your Rockerz only on the Hearables App-

- Activate/Deactivate Noise Cancellation Modes
- Battery and Connectivity Status
- Smart Diagnostics Mode



RESET ROCKERZ

Long Press (4 sec)

FORGET DEVICE



PRESS AND HOLD THE VOLUME (+) AND VOLUME (-) BUTTONS SIMULTANEOUSLY FOR 4 SECONDS TO CLEAR THE LIST OF PAIRED DEVICES.

PERFORM FRESH CONNECTION

Congratulations! Your Rockerz Plus 550 ANC has been reset.
Note: Pink LED blinks 3 times on the headphones to indicate successful reset.

LED STATUS GUIDE

+20% - RED LED FLASHES	LOW BATTERY
SOLID RED LED	CHARGING
100% - SOLID WHITE LED	FULLY CHARGED

SPECIFICATIONS

Headphone Type	ANC Bluetooth Headphones
Driver Size	40 mm^2
Bluetooth Version	5.4
Active Noise Cancellation	Up to -45dB (Hybrid ANC)
THD	3.3% at 1kHz
Music Playtime	Up to 80 hours (Non-ANC Mode); Up to 57 hours (ANC Mode); (at 60% volume)
ENx™ Technology	Yes
BEAST™ Mode	Yes, 60 ms Low Latency
Transmission Range	10m
Signature Noise Ratio	90dB
Frequency	20 Hz-20 kHz
Battery	600 mAh
Charging Time	Up to 2.5 hours
Charging Interface	Type-C
Charging Voltage	5V

CHARGING GUIDELINES

Charging norms & Precautionary Guidelines: -
1) Charger/Brick/Adapter : 5V/2A
Any other accessory can be used to charge the product as long as the above-mentioned norms are followed.

Notes: (1) Before using the headphones for the first time, it is recommended to fully charge them.
(2) Please note that the headphones cannot be used / switched on while charging.

LEARN MORE ABOUT YOUR PRODUCT

Scan this QR Code to Access Your Product's Manual, FAQs, and Warranty Information