

小米电视

项目名称：

WZ9D

包装物料名称：

说明书

设计师：

刘媛

文件版本：

V1.0

材质及工艺要求：

80g 双胶纸
三折页（风琴折）

颜色要求：

Pantone 199 U



Pantone 548 U



尺寸要求：

展开：260×540mm

成型：260×180mm

其他备注信息：

外观工艺要求图案、字体完整、清晰；打印区域排版仅做参考，各工厂根据实际区域大小可以调整，调整后请发给小米审核确认，并签样。

所有量产文件以签样为准。

TV Safety Notice and Installation Guide

ATTENTION

This product is qualified for the BEE Star rating in the 'Home' Mode. The Objectives of Star Labeling Program is designed to promote energy efficient products and practices. When the television is initially set up, it is designed to meet the BEE Star Labeling requirements while maintaining optimum picture quality.

- Changes to certain functionalities of this television (TV Guide, PictureSound etc) may change the power consumption.
- Depending upon such changed setting (eg., Retail mode), the power consumption may vary which possibly could exceed the stated energy consumption.

To reset the television to Star rating qualified settings, select 'Home' mode from the initial set-up procedure in 'Factory settings' under the 'Set-up' menu.

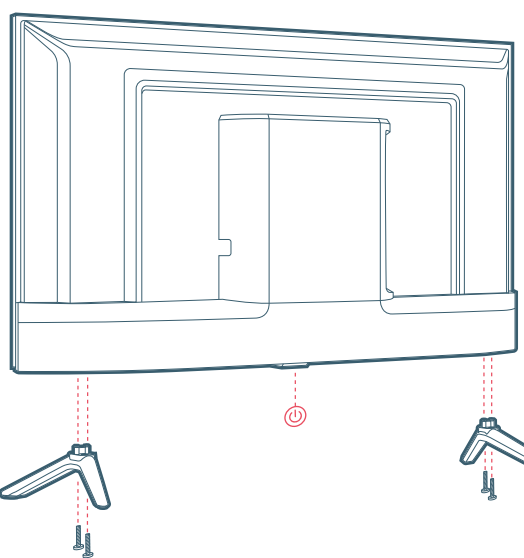
• Accessories

Note:

- 1) Accessory Items may vary depending upon model.
- 2) Specifications may change without prior notice. Recommended visiting website (www.mi.com) for latest updates.
- 3) Stand pictures are for reference only.



• Installation



01 Installation (Table Top)

Insert Left/Right Stand Base to TV as shown in the picture and fasten them using screws.

Note: 1) For Installation on wall, Kindly contact customer care for help.
2) Wall Mount Bracket is not a part of standard accessory.

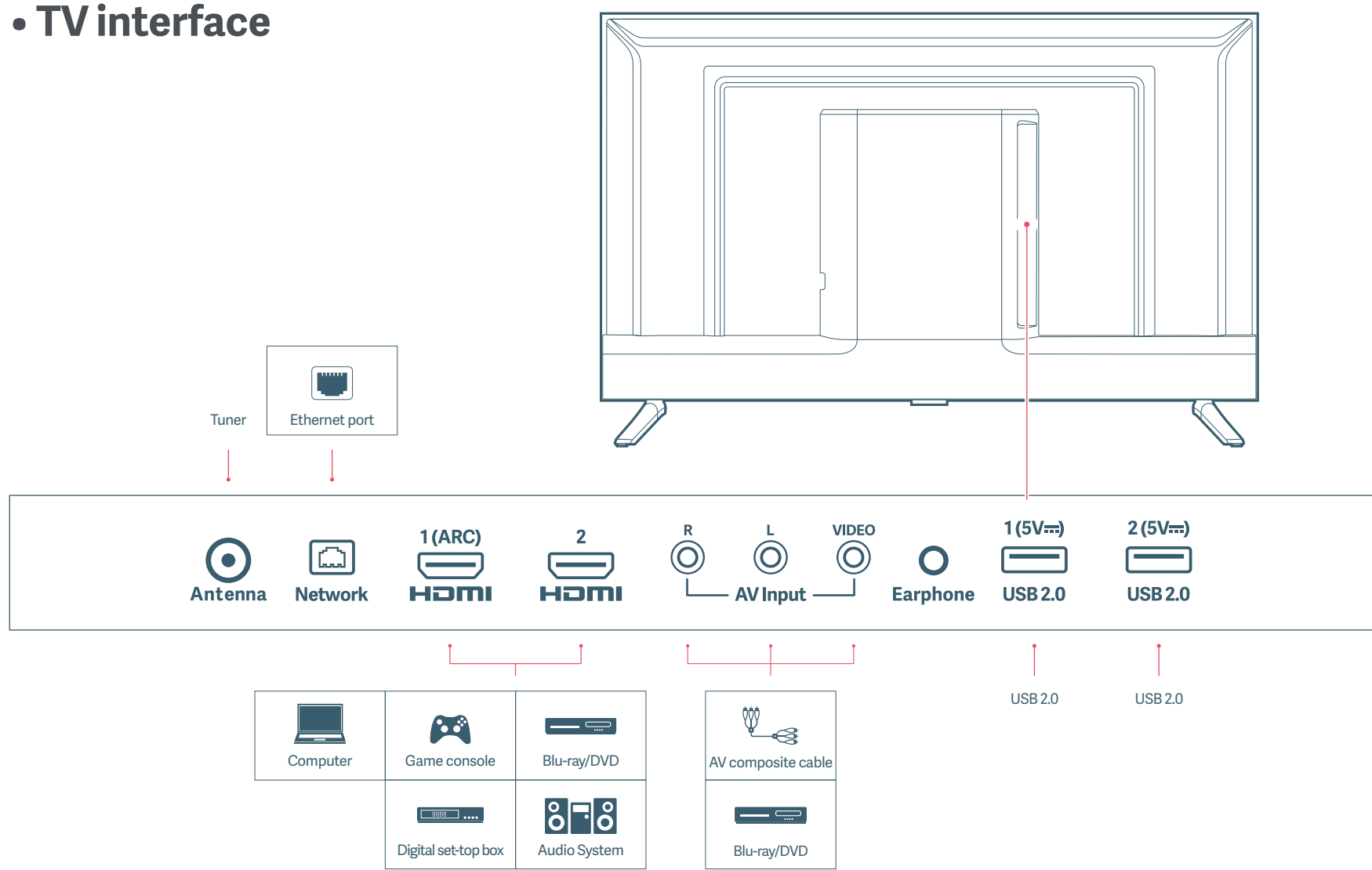
02 Turn On the TV

Connect TV's power cord to AC power outlet carefully.

Push the power button located at bottom of TV (or press power button on remote) to turn it On.

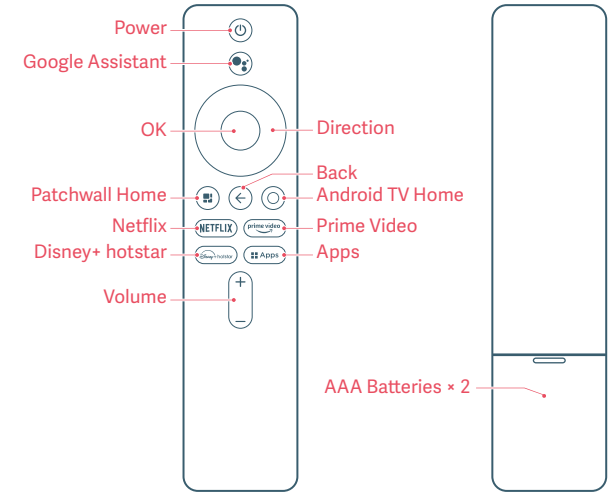
Follow screen instructions of quick start guide to setup TV.

• TV interface



• Using the remote control

The image, buttons and functions of remote control may vary depending on the region, model or source.



- Power:** Short press to power On/Off TV. Long press to select more options.
- Google Assistant:** Short press and release to talk to Google Assistant. Press to confirm current selection during navigation. You can pause/play the current video during playback, except Live Channels (Set-Top Box or RF).
- Direction:** Navigate up/down or left/right through content. During playback use left/right buttons to rewind/fast-forward.
- PatchWall Home:** Short press to quickly return to the PatchWall Home screen. Long press to open Quick Settings Menu.
- Back:** Go back to the previous level.
- Android TV Home:** Short press to quickly return to the Android TV Home screen. Long press to open App drawer.
- Netflix:** Short press to start Netflix.
- Prime Video:** Short press to start Prime Video.
- Disney+ hotstar:** Short press to start Disney+ hotstar.
- Apps:** Short press to open App drawer.
- Volume:** Short press to adjust the volume level.
- Mute:** Double tap volume down button to mute.

• Specs

Design and specifications are subject to change without notice.

Model	Android TV Model: L32M7-5A1N Voltage: 100-240V~ 50/60Hz Rated Power: 50W	Hardware Specs	CPU: Quad core Cortex A53 RAM: 1GB Storage: 8GB eMMC OS: Android TV 11
Wireless Connectivity	Wi-Fi: 2.4G/5G Hz Bluetooth: BT 5.0	Audio and Video Decoding	Audio formats: Dolby Digital Plus, DTS-HD, MP3, FLAC, AAC, Ogg Video formats: MPEG 1/2, H.264, H.265, VP8, VP9, AV1
Basic Specs	Screen size: 80cm Screen resolution: 1366x768 Refresh rate: 60Hz	Ports	Input interface: HDMI x2, AV x1, Antenna x1 Output interface: HDMI (ARC) x1, Earphone x1 Data interface: USB2.0 x2, Ethernet port x1

• Important precautions

Installation

- The TV should be installed near an AC power outlet that can be easily plugged and unplugged.
- Place the TV on a smooth flat surface to avoid the TV falling and causing injury or damage to the TV.
- If you intend to install TV wall mount, we recommend that you use authorized TV wall mount. For details, please contact the nearest service center.
- The diameter and length of the screws will vary depending on the wall mount model. Refer to the wall mount owner's manual for the correct size of screws to use.

Moving

- Do not move the TV before moving the TV.
- Large TV need 2 or more people to move safely. Avoid applying pressure to the LCD panel when moving the TV. Avoid placing the TV on uneven or slippery surfaces.
- When moving the TV to a new location or to carry out repairs, unplug the TV using the original cord and packaging materials.

Ventilation

- Do not cover the ventilation holes or insert any objects into the holes.
- Keep a space for ventilation around the TV.
- Do not install this equipment in a confined or built-in space such as a closed door or window, and ensure good ventilation conditions at open air. The ventilator should not be impeded by covering the ventilator openings with items such as curtains, table cloths, curtains, etc.

Wall mounting

- Do not mount the TV with open back, back, or on a wall.
- Do not mount the TV with open back, back, or on a wall.
- Do not mount the TV with open back, back, or on a wall.

AC power cord

- Use the AC power cord and socket according to the instructions before to avoid the electric shock, fire or personal injury.
- Do not use the power cord with a damaged or frayed insulation.
- Do not use the power cord with a damaged or frayed insulation.

Use restrictions

- Do not use the TV in the following places, environments, or conditions:
 - Places: Outdoors or direct sunlight, by the sea, in a damp or other wet area, in a place with high humidity, or in a place with high temperature.
 - Environments: Places with high voltage, high frequency, or high magnetic field, or places with high electromagnetic interference.
 - Environments: Places with high voltage, high frequency, or high magnetic field, or places with high electromagnetic interference.

Advertising

- Do not use the TV for advertising when it is switched on and off. The TV should be switched off when it is not in use. Do not use the TV for advertising when it is not in use. Do not use the TV for advertising when it is not in use.

E-Waste

- Xiaomi products are in conformity with the requirements of the European Union Directive 2002/96/EC (WEEE) and Directive 2006/66/EC (RoHS). The product is not to be disposed of as waste. The product is not to be disposed of as waste. The product is not to be disposed of as waste.

Warranty

- The warranty is limited to the first purchase of this product and is not transferable. The warranty is limited to the first purchase of this product and is not transferable. The warranty is limited to the first purchase of this product and is not transferable.

Disclaimer

- The company is not responsible for any damage or loss caused by the use of the product. The company is not responsible for any damage or loss caused by the use of the product. The company is not responsible for any damage or loss caused by the use of the product.

Notes

- The product is not to be used in a way that is not intended. The product is not to be used in a way that is not intended. The product is not to be used in a way that is not intended.

Conclusion

- The product is not to be used in a way that is not intended. The product is not to be used in a way that is not intended. The product is not to be used in a way that is not intended.

Appendix

- The product is not to be used in a way that is not intended. The product is not to be used in a way that is not intended. The product is not to be used in a way that is not intended.

Index

- The product is not to be used in a way that is not intended. The product is not to be used in a way that is not intended. The product is not to be used in a way that is not intended.

Glossary

- The product is not to be used in a way that is not intended. The product is not to be used in a way that is not intended. The product is not to be used in a way that is not intended.

Index

- The product is not to be used in a way that is not intended. The product is not to be used in a way that is not intended. The product is not to be used in a way that is not intended.

Index

- The product is not to be used in a way that is not intended. The product is not to be used in a way that is not intended. The product is not to be used in a way that is not intended.

Index

- The product is not to be used in a way that is not intended. The product is not to be used in a way that is not intended. The product is not to be used in a way that is not intended.

Index

- The product is not to be used in a way that is not intended. The product is not to be used in a way that is not intended. The product is not to be used in a way that is not intended.

Index

- The product is not to be used in a way that is not intended. The product is not to be used in a way that is not intended. The product is not to be used in a way that is not intended.

WARRANTY CARD

Dear Customer,

Thank you for buying this Xiaomi LED TV. This card entitles you to avail 1 year warranty on the product (LED TV) and 1 year extended warranty on display panel.

Customer Information

Product Name: _____
Model No.: _____
Sr. No.: _____
Customer Name: _____
Address: _____
Contact No.: _____
Email ID: _____
Date of purchase: _____
Invoice No.: _____
Dealer Name & Address: _____

Customer Care Help Line: Xiaomi Technology India Pvt. Ltd.,
Phone No. 1800 103 5286,
Email: service.india@xiaomi.com



说明书科号位置示意