Manuals+

Havells EPIC BLDC

Sign in to save this manual Sign in to bookmark this manual and keep private notes.

Havells EPIC BLDC Ceiling Fan 1200mm User Manual

Model: EPIC BLDC (FHCPIE5BIV48)

1. Product Overview

The Havells EPIC BLDC Ceiling Fan 1200mm is designed for energy efficiency and superior air delivery. Featuring a Brushless DC (BLDC) motor, this fan offers significant power savings, quiet operation, and multiple functional modes for enhanced comfort. It comes with a remote control for convenient operation and includes a reverse rotation feature for year-round use.

Figure 1: Havells EPIC BLDC Ceiling Fan, Blush Ivory.

2. Setup and Installation

Before beginning installation, ensure the power supply to the installation area is disconnected at the main circuit breaker. Installation should be performed by a qualified electrician in accordance with local electrical codes.

2.1. Included Components

- 1 N fan motor
- 1 N canopy set
- 1 N downrod
- 1 N shackle assembly kit
- 1 N set of 3 N fan blades

2.2. Installation Steps (General)

1. **Safety First:** Turn off power at the circuit breaker before installation.
2. **Mounting Bracket:** Securely attach the mounting bracket to a ceiling joist or an approved electrical junction box capable of supporting the fan's weight.

3. **Downrod Assembly:** Assemble the downrod with the motor unit, ensuring all screws are tightened.
4. **Wiring:** Connect the fan's electrical wires to the household wiring according to the wiring diagram provided in the separate detailed installation guide. Ensure all connections are secure and insulated.
5. **Blade Attachment:** Attach the fan blades to the motor housing. Ensure blades are securely fastened and balanced.
6. **Canopy Installation:** Slide the canopy up to cover the mounting bracket and wiring, securing it in place.

Figure 2: Illustration of fan components and general assembly.

3. Operating Instructions

The Havells EPIC BLDC Ceiling Fan is operated using the included RF remote control. Ensure the remote has working batteries.

3.1. Remote Control Functions

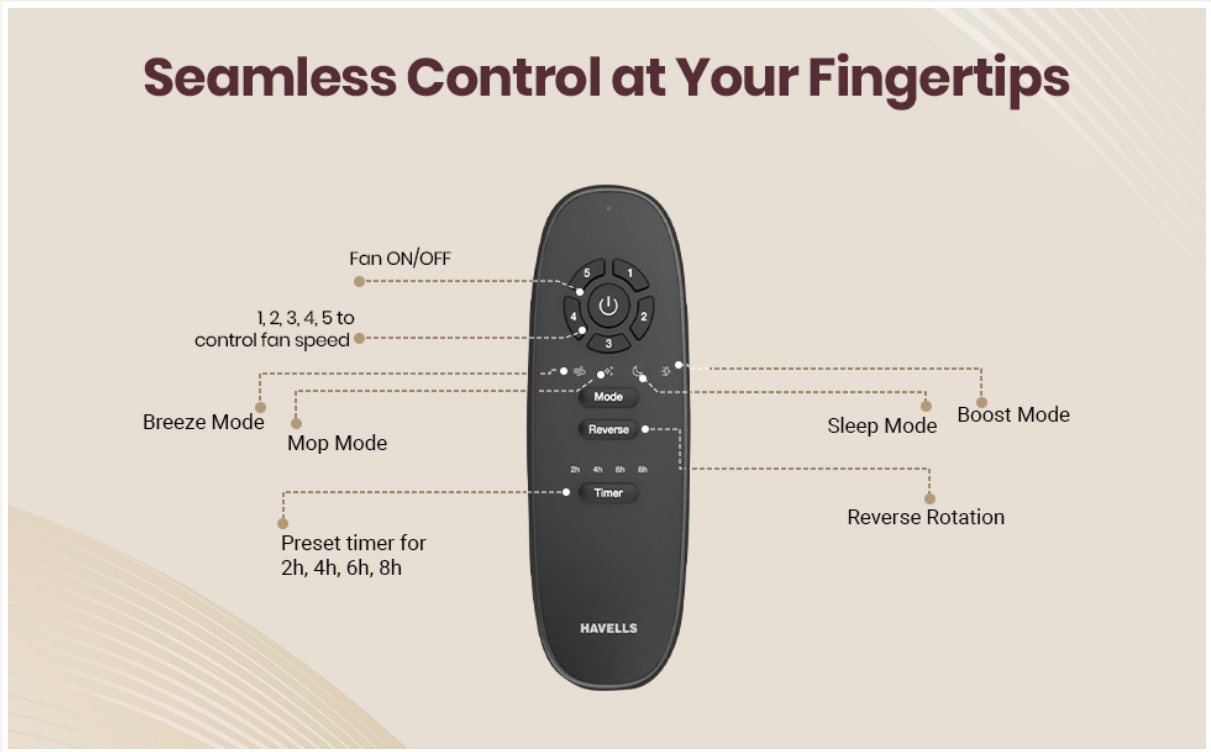

Figure 3: Remote control layout and functions.

- **Power ON/OFF:** Press the power button to turn the fan on or off.
- **Speed Control (1-5):** Use the speed buttons (1, 2, 3, 4, 5) to adjust the fan speed. Speed 5 is the highest.
- **Mode Button:** Cycle through different operational modes (Boost, Sleep, Breeze, Mop).
- **Reverse Rotation:** Activates the reverse rotation function, ideal for circulating warm air during colder months.
- **Timer:** Set the fan to turn off automatically after 2, 4, 6, or 8 hours.

Figure 4: Effortless air delivery control with the RF remote.

3.2. Fan Modes

The fan offers four distinct modes to optimize comfort and energy usage:

- **Boost Mode:** Maximizes cooling efficiency by providing ultimate airflow at the highest speed (380 RPM).
- **Sleep Mode:** Reduces fan speed at specified intervals to provide a comfortable sleeping environment.
- **Breeze Mode:** Simulates natural breeze with automatic speed variations.
- **Mop Mode:** Utilizes swift airflow for quick floor drying after mopping.

Figure 5: Visual representation of the fan's operational modes.

Advertisements

3.3. Reverse Rotation

The reverse rotation feature allows the fan blades to spin clockwise, drawing air upwards. This helps to circulate warm air trapped near the ceiling, distributing it throughout the room during cooler seasons, enhancing heating efficiency.

Figure 6: Reverse rotation for warm air circulation.

Advertisements

4. Maintenance

Regular maintenance ensures optimal performance and longevity of your Havells EPIC BLDC Ceiling Fan.

- **Cleaning:** Periodically wipe the fan blades and motor housing with a soft, damp cloth. Do not use abrasive cleaners or solvents. Ensure the fan is completely dry before operating.

- **Blade Balance:** Check for any wobbling during operation. If wobbling occurs, ensure all blade screws are tight and blades are properly balanced.
- **Fastener Checks:** Annually inspect all fasteners and connections for tightness.
- **No Lubrication Required:** The BLDC motor is designed for maintenance-free operation and does not require lubrication.

Always disconnect power to the fan at the circuit breaker before performing any cleaning or maintenance.

Advertisements

5. Troubleshooting

If you encounter issues with your fan, refer to the following common troubleshooting steps:

- **Fan Does Not Start:**
  - Check if the power supply to the fan is on.
  - Ensure the remote control batteries are not depleted.
  - Verify all electrical connections are secure.
- **Fan Wobbles:**
  - Ensure all blade screws are tightened.
  - Check that the fan blades are not bent or damaged.
  - Verify the downrod and mounting bracket are securely installed.

Advertisements

- **Low Airflow:**
  - Ensure the fan is set to a higher speed.
  - Check if the fan blades are clean and free from obstructions.
- **Unusual Noise:**
  - Tighten all screws on the fan blades, motor housing, and mounting hardware.
  - Ensure the canopy is not vibrating against the ceiling.
  - If a persistent 'wabble issue in the fan rod' is suspected, contact customer support.

Advertisements

If the problem persists after following these steps, please contact Havells customer support.

6. Specifications

Feature	Detail
Brand	Havells
Model Name	EPIC BLDC
Model Number	FHCPIE5BIV48
Colour	Blush Ivory
Electric Fan Design	Ceiling Fan
Power Source	Corded Electric
Product Dimensions (D x W x H)	56.5D x 21W x 25.5H Centimeters
Special Features	Remote Controlled, Safety Certified, Timer
Controller Type	Remote Control
Number Of Speeds	5
Wattage	30 Watts
Number of Blades	3
Air Flow Capacity	225 Cubic Meters Per Minute
Speed	350 RPM (Boost Mode: 380 RPM)
Voltage	230 Volts
Indoor Outdoor Usage	Indoor
Motor Type	Brushless DC Motor
Material Type	Aluminium
Blade Length	1200 Millimetres
Country of Origin	India

Figure 7: Key airflow and power specifications.

Advertisements

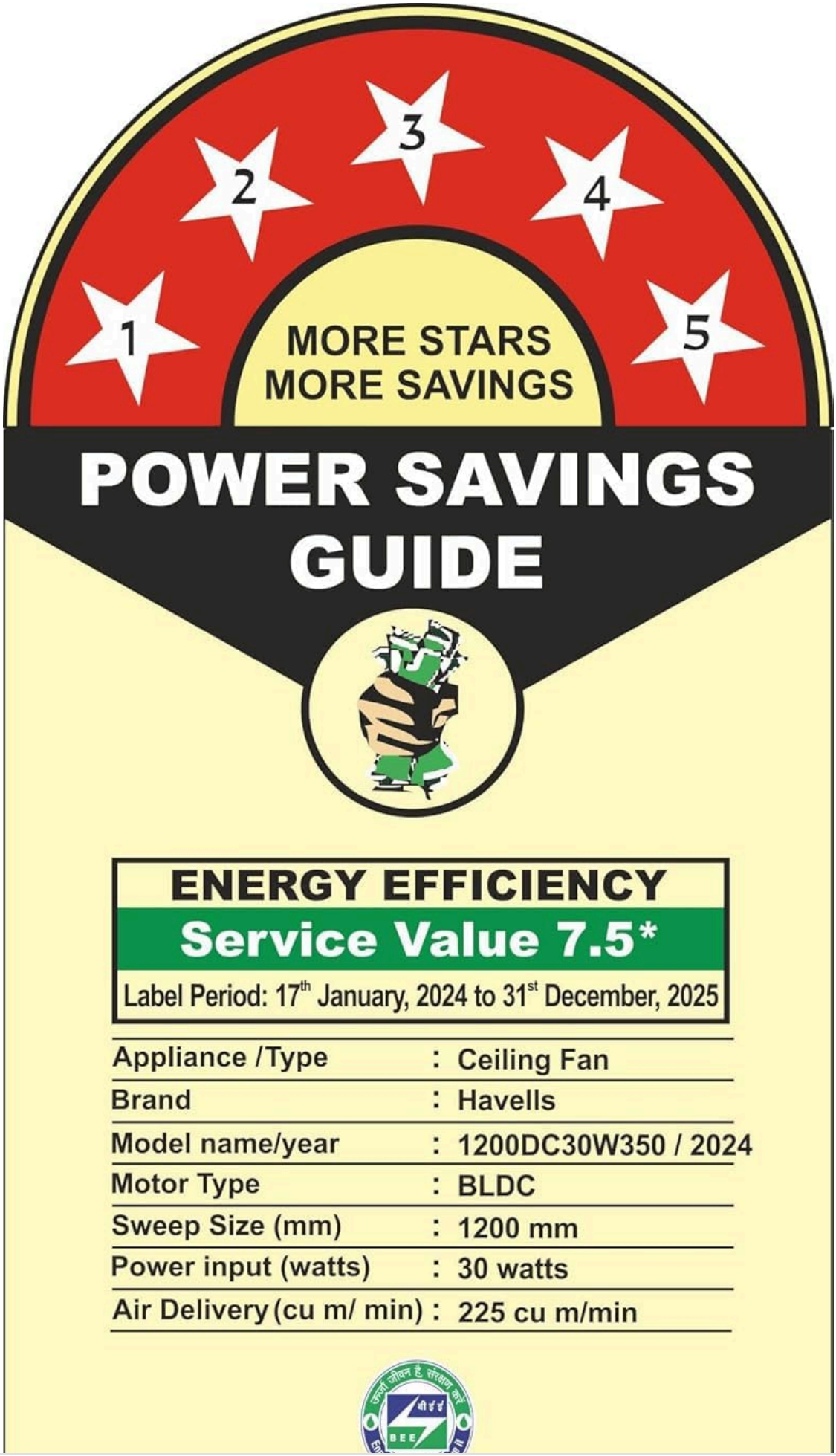
1
2
3
4
5
MORE STARS
MORE SAVINGS
POWER SAVINGS
GUIDE
ENERGY EFFICIENCY
Service Value 7.5*
Label Period: 17th January, 2024 to 31st December, 2025
Appliance /Type : Ceiling Fan
Brand : Havells
Model name/year : 1200DC30W350 / 2024
Motor Type : BLDC
Sweep Size (mm) : 1200 mm
Power input (watts) : 30 watts
Air Delivery (cu m/ min) : 225 cu m/min
BEE

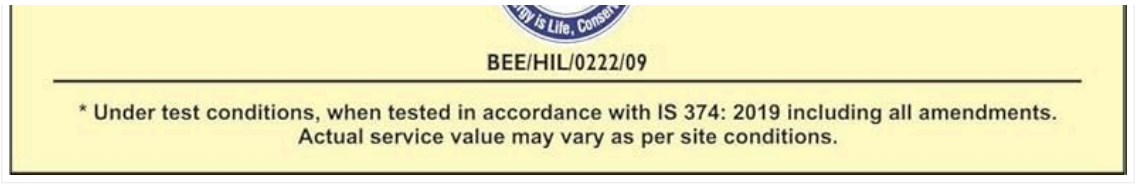

Figure 8: Power Savings Guide and Energy Efficiency Label.

Advertisements

7. Warranty Information

The Havells EPIC BLDC Ceiling Fan comes with a **3-year warranty** from the date of purchase. This warranty covers manufacturing defects and ensures reliable performance under normal use conditions. Please retain your purchase receipt as proof of warranty. For detailed terms and conditions, refer to the warranty card included with your product or visit the official Havells website.

8. Customer Support

For any queries, technical assistance, or service requests, please contact Havells customer support:

Advertisements

- **Manufacturer:** Havells India Ltd
- **Registered Office:** 904, Surya Kiran Building, K.G. Marg, New Delhi – 110001, India
- **Manufacturing Unit:** Plot No. 2A, Sector-10, Sidcul Industrial Area, Haridwar-249403, India
- **Online Store:** Visit the Havells Store on Amazon.in

Please have your model number (FHCPIE5BIV48) and purchase details ready when contacting support.

Advertisements

Ask a question about this manual

Ask about setup, troubleshooting, compatibility, parts, safety, or missing instructions. Manuals+ will review the question and use this page's manual context to help answer it.

Name

Anonymous

Email

you@example.com

After a successful submission, we securely hash the supplied account or form email before sending it to Microsoft Advertising for conversion attribution. Privacy details.

Question

Example: How do I reset this device or fix this error?

Details

Model number, symptoms, what you tried, or the section of the manual you are using.

Submit question

HAVELLS EPIC BLDC

Keep exploring manuals, guides, and support docs.

Search model numbers, browse help resources, and jump straight into the next PDF manual or troubleshooting page without losing your place.

Havells EPIC BLDC manual

Search Manuals+

EXPLORE

Deep Search

Upload

Login

MANUALS+

Home

About Us

Privacy Policy

Login

GUIDES

Amazon Manuals